

DUFOUR | 385

Grand'Large

FALL 2004

Naval architect Umberto Felci
Deck and interior design Patrick Roséo

Overall length	38'6"		
Hull length*	37'3"		
Waterline length	32'3"		
Max beam*	12'11"		
Waterline beam	10'4"		
Draft	5'9"		
Keel length	4'2"		
Keel weight	4290 lbs		
Keel material	cast iron		
Light displacement w/ moorings	15356 lbs		
Genoa area	458 ft ²		
Mainsail area	339 ft ²		
Asymmetrical spi area	968 ft ²		
Icebox volume	32 gl		
Water capacity (2 head version)	116 gl		
Water capacity (1 head version)	85 gl		
Water heater capacity	5.25 gl		
Fuel tank capacity	42 gl		
Service battery capacity	100 Ah		
Engine battery capacity	75 Ah		
Standard engine power Volvo 2030	29 HP		
Optional engine power Volvo	40 HP		
Air draft (incl nav.light/excl antenna)	53'2"		
Boat height incl pulpit (w/out mast)	13'1"		
Overall height (mast top-keel bottom)	58'11"		
Mast length (w/ nav light/excl antenna)	47'7"		
I	46'0"	E	13'11"
J	14'5"	LP	20'2"
P	42'0"		

- Official measurement



DUFOUR YACHTS

LA ROCHELLE



CONSTRUCTION

- Hand laminated GRP hull with Twaron reinforcements at keel area.
- NPG gelcoat with first layer of cloth impregnated with NPG resin forming an optimum barrier against osmosis.
- Inner moulded hull bottom, structural grid laminated to the hull. Hull port-lights in saloon.
- Deck in PVC sandwich, moulded by Injection process (Resin Transfer Moulding) for significant weight saving and excellent interior finish.
- Draft 1.76m, cast iron keel, bolts loads taken up by stainless steel backing plate.
- Semi-elliptical rudder, filled with closed cell epoxy foam. Stainless steel solid stock.

DECK & DECK FITTINGS

- Teak handrails on coachroof. Aluminium toerail
- Self-draining chain locker with eye bolt and laminated windlass bracket, lid with locking bolt. Stemhead fitting anchor roller
- Pulpit with wooden step and separate green/red navigation lights
- Pushpits with horseshoe buoy bracket, flag pole holder, navigation lights, and opening cable gate with hook.
- Stanchions with 2 levels of life line. 4 fairleads integrated in the toerail, 2 in stemhead fitting.
- 6 aluminium mooring cleats. Single stainless steel chain-plate for cap shrouds/aft lower shrouds. 2 chainplates for backstay
- 2 deck fillers for water and 1 for fuel. Mainsheet track on coachroof with adjustable traveller. Boom vang with 4 threads tackle
- Genoa sheet tracks with piston lead blocks. Genoa sheet turning blocks on coaming
- 1 starboard four sheave deck organizer for halyard returns, mainsail sheet and reefing lines. Stainless steel swan neck electric/electronic cable gland. 4 clutches at starboard. 1 x 30.2 ST halyard winch on roof at starboard.
- 2 x 44.2 ST Genoa winches on coamings close to the helmsman

COCKPIT

- Teak trimmed seats, GRP sole. 2 large side lockers with lids fitted with padlock hasps.

- GRP steering pedestals, with angle bracket for navigation instruments.
- Rudder stock head under helmsman's sole for installing the emergency tiller. Engine lever and control panel at hand of the helmsman on portside. Transom open in centre by tipping helmsman's seat giving access to the swim/boarding platform.
- Gas cylinder locker in aft port seat. Life raft stowage in dedicated locker under helmsman seat. Cockpit shower in aft locker.
- Stainless steel bathing ladder

RIGGING AND SAILS

- Anodised aluminium mast with double swept backed spreaders, rigged 15/16, deck stepped.
- Anchor and steaming lights; Boom topping lift cleat. Anodised aluminium boom equipped with 2 single line reefing system.
- Genoa furler. Grounded rigging system. Continuous standing rigging in single strand stainless steel cable and chrome plated bronze turnbuckles including: forestay, double backstay, cap shrouds, inter and lower shrouds.
- Running rigging in pre-stretched textile including : Main and Genoa halyards, boom topping lift, Main and Genoa sheets, 2 reef lines, outhaul line, Mainsheet car control line, furling line, boom vang tackle.
- Mainsail equipped with 2 broad reef bands, with battens and bag. Special furling Genoa in Cross cut with anti-UV protection.

VENTILATION & LIGHTING

- Excellent ventilation is ensured by:
 - 5 deck hatches
 - 6 opening port-lights on roof with curtains
 - Permanent ventilation by 2 aerators "mushroom" model
- 2 hull port-lights add to the saloon natural lightness. Electric lighting provided by numerous spotlights and reading lights in chrome finish.

INTERIOR

- All joinery work in prime choice Moabi mahogany, with fiddles, mouldings and framings in solid wood.
- All cabin doors have a blocking system keeping doors opened. Soles are in Moabi laminated floor boards.



- Saloon cushions are in navy blue fabric. Mattresses fabrics are striped beige and cream, cabin seating cushions are in navy blue.
- The upper cabin linings are in Moabi wood, the bottom is in vinyl (cream colour)

COMPANIONWAY

- Headroom : 6.4 ft / 1,95 m
- Sliding companionway hatch and washboards in Plexiglass with stops and lock.
- Curved wooden steps and access to engine by lifting step case on jack. 2 handrails

FORWARD CABIN (WITH HEAD)

- Large berth approx. 6.56 ft / 200cm. 3.94" / 10cm thick foam mattress with washable cover. Water tank of approx. 280 L
- Access to stowage locker under berth; Full length shelf with sea-fiddle over berth alongside the hull
- Large double door hanging locker with shelves

HEADS FRONT AND AFT

- Manual marine toilet. Moulded washbasin. Large mirror, chrome plated brass mixer tap with shower unit
- Shower with direct drainage by electric pump. Hooks for hanging oilskins
Separate shower stall (one aft cabin version only). Shower access by head. Separation panel in plexiglass.
- Shower with direct drainage by electric pump. Shower with mixer tap and mounted on track
- Access to a large wet locker in cockpit locker with PVC boxes racks.

SALOON

- Large U-shaped settee on starboard. Cushions out of foam with washable covers
- Central fixed settee with stowage access by tipping the settee mounted on hinges
- Stowages under seats and behind backrests. Stowage lockers with doors and bookshelf above the settee
- Saloon table with bottle rack in the centre. Stainless steel mast pillar. Access to navigation instrument transducers

GALLEY

- Longitudinal shaped galley with large worktop. Double stainless steel sink

- Chrome plated brass mixer tap for pressurised water. Cooker 2 burner stove/oven on gimbals
- Icebox with minimum capacity 120 L with stowage boxes, and separated compartments
- 12V electric refrigerator unit. Cutlery drawer and PVC stowage baskets
- Upper cabinets, one of which can house a microwave oven. Crumb tray under sole.

CHART TABLE

- Large format chart table with hinged desk top, close to companionway.
- Ergonomic wooden seat with stowage underneath. Instrument console 45° angled with hinged area.
- Bookshelves under electrical switchboard. Stowage under chart table with drawer

AFT CABIN(S)

- Double berth approx. 6.56 ft / 200cm. 3.94" / 10cm thick foam mattress with washable cover
- Large hanging locker with double door with shelf above. Shelf with sea-fiddle over berth
- Access behind engine, oddments tray on top
Fuel tank (160 L) under starboard berth. Water tank (160 L) under port berth.
- Battery switches on vertical area of starboard berth
- Technical area between aft berths featuring service battery, pumps and optional charger.

ENGINE

- VOLVO 29 hp (20.9kW). Sail-drive transmission
- Heat exchanger, anti-siphon valve. Large capacity sea water strainer.
- Control panel close to helmsman, with hour meter and engine stop. 60 Ah alternator with battery isolator
- Fuel tank approx. 160 l, gauge on electrical switchboard
- Fuel filter with water separator. Emergency fuel shut-off handle
- Engine room ventilation blower, and 2 ventilation hoses. Two-blade fixed propeller
- Access to the engine from front and both sides. Independent engine bilge. Quality sound proofing high density foam.



PLUMBING

- Polyethylene tanks for a total capacity of approx. 116.24 gl / 440 L (3 cabin 2 head version /), or 84.54 gl / 320 L (2 or 3 cabin version / 1 head) with inspection plates and gauges on tanks
- Pressurised water system. Water heater 5.28 gl / 20L
- Electric bilge pump with strainer and controls on switchboard
- Bilge integrated in hull and keel with easy access to strainer under floor boards
- Manual bilge pump operated from cockpit
- Drainage of shower water by pump(s) direct to the sea, easily accessible under the washbasin(s)

ELECTRICITY

- 12 V DC system. Switchboard with circuit breakers, voltmeter, 12V outlet
- 1 x 75 Ah engine battery. 1 x 100 Ah house battery. Battery switch for each battery

MISCELLANEOUS

- 2 winch handles with holder. Owner's briefcase with owner's manual.

40th ANNIVERSARY EDITION

- Log /speed /sounder/wind indicator
 - Laminated floor boards
 - Ergonomic cushion shape & blue fabrics suede alike
 - Deck hatches in polished aluminium
 - "40th anniversary" hull decoration
 - Extra service battery
 - Battery charger and 220 V circuit
 - 2 x 220V sockets in saloon and 1 in each cabin
 - Radio CD player with 2 interior loudspeakers
 - Dufour crockery set
 - Electric windlass 1000 W
 - Lazy bag and lazy jacks
 - Folding cockpit table
 - Leather covered steering wheels
 - Rigid boom vang
 - Sea water pump in the galley
 - Maintenance and repair kit*
- *for gelcoat and steal maintenance, winch grease, water disinfectant, spare hull decoration tape*



SHARE THE 385 PHILOSOPHY OF A NEW GENERATION OF SAILING YACHTS!

Sailing on a Dufour 385 is sailing on a spacious cruising boat that is comfortable thanks to her interior layout and unequalled sailing qualities.

A UNIQUE COCKPIT

With cockpit seats more than 4.59 ft/1.40 m long and 3.28 ft/1m space in the centre of the cockpit the 385 offers a level of ergonomics comparable to a 40 footer.

The double steering wheel invites you to the aft platform and liberates the cockpit's centre .

It facilitates manoeuvring within the cockpit, while the genoa winches are situated closer to the captain.

A folding cockpit table with toerail and full length grabrail facilitates moving on deck while navigating.

The helmsman seat is a very practical piece of art, easy to open and ideal to store the life raft.

AN INTERIOR VOLUME AT THE SAME LEVEL

The Dufour 385 offers you a maximum amount of comfort with up to 3 cabins and 2 toilet compartments.

Volume to live and space to move around on board.

A longitudinal galley for easy passage in the boat

The saloon table that can welcome up to 8 people, there is plenty of room to store food and a water tank capacity runs up to 116.24 gl / 440 l.

Headroom in the saloon 6.36 ft / 1,94 m, berths in front and aft cabins are 6.56 ft / 2 m long

A real chart table measuring 3.35 ft x 1.84 ft / 1.02 x 0.56 m with a lot of practical storage facilities and panels for navigation and other communication instruments.

The cabins are very spacious and invite you to breathe: headroom of 6.23 ft / 1,90m in the aft cabin and 6.13 ft / 1,87 in the front with the possibility to add a private toilet.

AN ADAPTED ENGINE

The Dufour 385 is equipped with a Volvo 29 HP engine and saildrive transmission.

She surprises by her performances, easy manoeuvrability, small turning angle, silence and the autonomy of 42.27 gl / 160 l.

This document is in no way contractual. It is provided for information only and may be modified without notice.



DUFOUR ADVANCED TECHNOLOGY (D.A.T.)


To reinforce structural rigidity of the yachts, structural grids and bulkheads are laminated to the outer and inner hull and ensure a completely integral keel-hull joint.

Decks are moulded by an injection process allowing significant weight saving in the upper structures, increased standing room, a more homogeneous structure, and an excellent finish.

These high standards are also applicable to other materials:

Stainless steel solid rudder stocks for maximum solidity, rudders filled with closed cell epoxy foam, self aligning bearings for sturdiness and less friction.

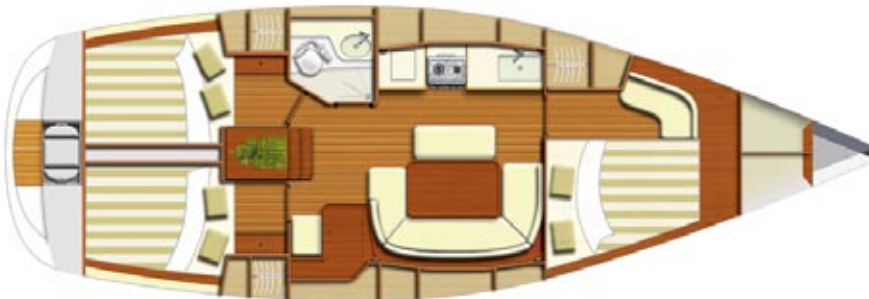
DECK & CABIN LAYOUTS



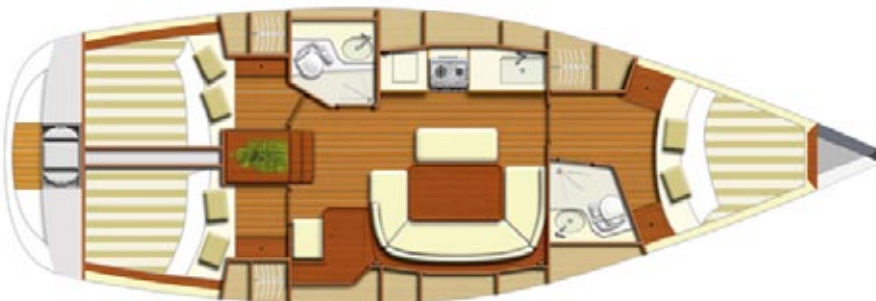
DECK LAYOUT



2 CABINS / 1 HEAD



3 CABINS / 1 HEAD



3 CABINS / 2 HEADS

